



Optimal Claiming Strategies in Bonus Malus Systems and Implied Markov Chains

Arthur Charpentier, Arthur David, Romuald Elie

► To cite this version:

Arthur Charpentier, Arthur David, Romuald Elie. Optimal Claiming Strategies in Bonus Malus Systems and Implied Markov Chains. 2016. hal-01326798

HAL Id: hal-01326798

<https://hal.science/hal-01326798>

Preprint submitted on 5 Jun 2016

HAL is a multi-disciplinary open access archive for the deposit and dissemination of scientific research documents, whether they are published or not. The documents may come from teaching and research institutions in France or abroad, or from public or private research centers.

L'archive ouverte pluridisciplinaire **HAL**, est destinée au dépôt et à la diffusion de documents scientifiques de niveau recherche, publiés ou non, émanant des établissements d'enseignement et de recherche français ou étrangers, des laboratoires publics ou privés.

OPTIMAL CLAIMING STRATEGIES IN BONUS MALUS SYSTEMS AND IMPLIED MARKOV CHAINS

ARTHUR CHARPENTIER, ARTHUR DAVID, AND ROMUALD ELIE

ABSTRACT. In this paper, we investigate the impact of the claim reporting strategy of drivers, within a bonus malus system. We exhibit the induced modification of the corresponding class level transition matrix and derive the optimal reporting strategy for rational drivers. The hunger for bonuses induces optimal thresholds under which, drivers do not claim their losses. A numerical algorithm is provided for computing such thresholds and realistic numerical applications are discussed.

1. INTRODUCTION

Bonus-Malus systems are well established tools used in motor insurance pricing based on past experience of drivers. A Bonus - a premium discount (with some lower bound) - is guaranteed by the policy when the driver reports no claims during a predetermined period of time. A Malus - an additional charge to the premium (with some upper bound) - is required when claims are reported. The obvious purpose of this mechanism is to penalize the bad (or unlucky) drivers and to provide incentives for drivers to try to reduce their claims frequency, as discussed in [4] or [6]. From a mathematical perspective, standard Bonus-Malus systems are convenient because they might be modeled using Markov chains (see [8] and [10] for a description of various existing systems). Markov chains properties (and associated invariant measures) can be used to describe the long term equilibrium of the system. But, as a by-product, this mechanism also generates some hunger for bonuses (as described in [7]): drivers might overtake small claims and not report them to their insurance companies, in order to obtain a reduced premium (and avoid also the additional charge). In this paper, we exhibit the optimal reporting strategy and address the problem of updating the Markov chain transition probability of class levels, in order to take into account the probability of not reporting a claim.

1.1. Discrete Bonus Malus System. The optimal claiming strategy for insured drivers was already addressed in [12], where a continuous time version of k -class bonus malus systems was considered: drivers are switched to a lower class if no claim were filed during a period T (that might depend on the previous class), while whenever a claim is filed, the insured is immediately switched to a higher level (as in [3]). Here, we want to integrate this realistic feature in the more standard approach based on Markov chains modeling on a finite number of classes, discussed e.g. in [9]. Namely, we intend to incorporate the optimal strategy for drivers not to report a loss whenever the considered amount is too small.

Nevertheless, in a discrete model, if the transition is based on the number of claims, and not the occurrence (or not) of claims within a given period (usually one year), modeling hunger for bonus is much more complex. Intuitively, the optimal decision to report and claim a loss is not the same if the policy renewal (and associated premium level update) is either in 360 days, or only in 5 days. Moreover, insured drivers may (and often should) choose to regroup several minor claims and declare them as a large one. In order to avoid those issues and stick to a simple and easily interpretable model, we assume that only one claim per year might occur.

Charpentier received financial support from NSERC and ACTINFO chair. Elie received financial support from ACTINFO chair. Corresponding author is arthur.charpentier@univ-rennes1.fr.

1.2. Advantages of a Discrete Bonus Malus System. The continuous-time model described in [12] has nice mathematical properties, but on the other hand discrete-time Bonus Malus systems are interesting since they are easily interpretable, and can naturally be formalized via Markov chains. In order to illustrate this our model, let consider a benchmark very simple Bonus-Malus system, with 3 classes, similar to the one discussed in Section 6 of [12]. A different premium P_i is associated to each class $i = 1, 2, 3$. If no claim occurs during one year, a driver is upgraded from class i to class $i - 1$, as long as $i \geq 2$. In case of claim report, the driver is downgraded from class i to class $i + 1$, as long as $i \leq 2$. See Table 1 for a description of that scheme.

class	premium	claim	no claim
3	P_3	3	2
2	P_2	3	1
1	P_1	2	1

TABLE 1. Transition rules for the 3 classe Bonus Malus system.

Suppose that claims occurrence is driven by an homogeneous Poisson process, with intensity λ , given some initial class at time $t = 0$, as in standard actuarial models. Then the trajectory of classes for the driver can be described by a discrete Markov process. If $p := e^{-\lambda}$ denote the probability to have no claim over a year, the transition probability matrix of the Markov chain is given by

$$M = \begin{pmatrix} p & 1-p & 0 \\ p & 0 & 1-p \\ 0 & p & 1-p \end{pmatrix}$$

for the classes 1, 2 and 3 (in that order).

Based on this transition probability matrix, a quantitative figure of interest is the corresponding stationary distribution, describing the repartition of drivers within the classes in a stationary regime. Given this stationary distribution, one can then compute the corresponding average premium in the (long term) stationary state, see e.g. [10] and related studies. But, unfortunately, this (standard) study of Bonus Malus schemes is almost always based on the unrealistic assumption that all car accidents are claimed to the insurance company. However, it might not be optimal for a client to claim *all* losses.

For instance, suppose that an insured in class 2 suffers a loss of level ℓ . Then,

- if the loss is claimed, next year premium will be P_3 as he will downgrade from class 2 to class 3;
- if the loss is not claimed, he will loose ℓ and next year premium will be P_1 , as he will upgrade from class 2 to class 1.

So a basic short term economic reasoning indicates here that it is rational to not to claim a loss as soon as $P_3 > \ell + P_1$, i.e. $\ell < P_3 - P_1$. It is common knowledge that this type of reasoning is even suggested by the insurance company, as soon as a driver intends to report a reasonable claim. It indeed happened recently to one of the authors of the paper.

1.3. A simplistic version of the Optimal Claiming Strategy. Any less short-term minded driver should take into account today's implications of a class level upgrade or downgrade on all the future premiums. Namely, a slightly more complex decision process can be obtained by considering not only next year premium, but premium over all the following years. Consider for example the same system as the one described above. Suppose that a driver suffers a claim of level ℓ while he was in class s at time t . Then,

- if he claims the loss, he will get a reimbursement as well as a some premium downgrading, making him start at time $t + 1$ in a class $(s + 1)$;

- if he does not claim the loss, he will not get a reimbursement (so he will face a loss ℓ), but he will not get the previous downgrading and hereby will start at time $t + 1$ from the class of level $(s - 1)$.

A naive approach may hence conclude that it is rational not to claim the loss whenever

$$\ell \leq \sum_{h=1}^{\infty} (1+r)^{-h} P_{s+1+h} - \sum_{h=1}^{\infty} (1+r)^{-h} P_{s-1+h} ,$$

where r denotes the economic discount factor of the agent. Observe that we used here a slight abuse of notation, by denoting $P_k := P_{\bar{c}}$, for k larger than the highest class level \bar{c} as well as $P_k := P_{\underline{c}}$, for k smaller than the smallest class level \underline{c} .

For instance, consider the Bonus Malus system described in Table 1, and focus once again on a driver currently in class 2. Applying this reasoning, the discounted value of future premia when claiming a loss is

$$V(3) = \frac{P_3}{1+r} + \frac{P_2}{(1+r)^2} + \frac{P_1}{(1+r)^3} + \frac{P_1}{(1+r)^4} + \dots ,$$

whereas the discounted value of future premia when not reporting the claim is

$$V(1) = \frac{P_1}{1+r} + \frac{P_1}{(1+r)^2} + \frac{P_1}{(1+r)^3} + \frac{P_1}{(1+r)^4} + \dots .$$

Following this reasoning, it is rational not to claim loss ℓ as soon as

$$\ell \leq d_2^* := V(3) - V(1) = \frac{P_3 - P_1}{1+r} + \frac{P_2 - P_1}{(1+r)^2} ,$$

where d_2^* interprets as an *implied deductible*, as in [1] and [2].

But this approach is obviously too simple (or naively over-optimistic) since the driver assumes a deterministic trajectory for future bonus malus classes and related premia. He does not take into account the occurrence of new claims in the following years.

1.4. Agenda. Alternatively, a more natural and rational decision would be not to declare the claim whenever in class s , as soon as

$$(1) \quad \ell \leq \frac{1}{1+r} (V_{t+1}(s+1) - V_{t+1}(s)) ,$$

where the function $V_{t+1}(k)$ represents the expected value of all future discounted claims and premia for the driver, whenever he starts from class k at time $t + 1$. This function V must integrate the occurrence of claims in the future, as well as the corresponding probabilistic evolution of the class-level Markov Chain $(S_{t+h})_{h \geq 1}$ given S_t , considering that the driver sticks to the optimal reporting strategy designed by (1).

The main purpose of this paper is to identify the optimal strategy for reporting losses. Applying this optimal reporting strategy, we observe that the corresponding level class process $(S_t)_t$ remains a Markov chain, with modified transition probabilities. In Section 2, we formalize the problem of interest and describe the related Markov chains. In Section 3, we derive and characterize the optimal reporting strategy of the driver and provide a simple algorithmic routine to approximate it. The algorithm will in particular be tested in a 5-state Spanish Bonus Malus scheme, see Section 4. Extensions including the addition of deductibles, as well as the consideration of heterogeneous or risk adverse drivers are presented in Section 5.

2. PROBLEM FORMULATION

2.1. Bonus Malus based on loss occurred. Classical Bonus Malus transition probabilities are usually computed under the assumption that every claim is reported, as in e.g. [10]. This gives rise to a Markov Chain dynamics for the class level of any driver. For example, a standard model for claims occurrence is the Poisson process. With an homogeneous Poisson process, with intensity λ , the Markov process is also homogenous.

Consider for instance the classical 3-class Bonus Malus scheme described in Section 1.2 above. Recall that, in such system, a driver is upgraded whenever to claim occurs and is downgraded at the arrival of any claim, see Table 1. Whenever all losses are claimed to the insurance company, the level-class Markov chain associated to such Bonus-Malus system has the following transition matrix

$$M = \begin{pmatrix} p & 1-p & 0 \\ p & 0 & 1-p \\ 0 & p & 1-p \end{pmatrix},$$

where p denotes the probability to have no claim on a one year period. Observe that the probability that a loss occurs does not depend on the class level s . This classical feature is due to the no-memory property of the Poisson process.

In a stationary regime, the invariant probability measure μ characterizing the repartition of the drivers within the 3 classes is given by

$$\mu := \frac{1}{\kappa^2 + \kappa + 1} (\kappa^2; \kappa; 1)^\top, \quad \text{where } \kappa := \frac{p}{1-p}.$$

It can be visualized on Figure 1 for several values of p , associated to different level of claim frequency λ in a Poisson model.

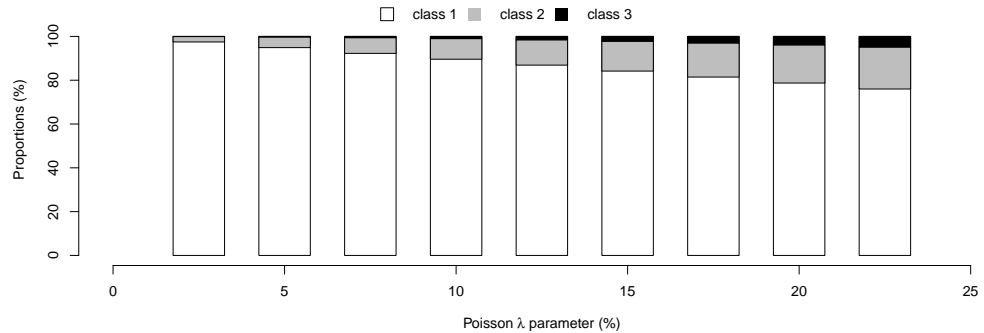


FIGURE 1. Invariant probability measure as a function of λ , with $p = e^{-\lambda}$.

In addition, we deduce the average premium in the stationary regime, which is given by

$$\bar{P} := \frac{\kappa^2 P_1 + \kappa P_2 + P_3}{\kappa^2 + \kappa + 1}.$$

In the numerical illustration, this asymptotic premium is used in order to enforce actuarial equilibrium between the driver and the insurer in the sense that

$$\bar{P} = (1-p) \cdot \mathbb{E}(L),$$

where L denotes the (random) loss amount of a claim.

2.2. Impact of claim reporting strategies. Observe that the previous stationary distribution of drivers within classes only depends on the frequency of the claims, via the probability parameter p . In particular, it is not connected to the levels of the premiums $(P_k)_k$ or the possible severity of the claims. This feature relies on the fact that we unfortunately did not take into account the economic behavior of drivers, and in particular the fact that they may choose not to report small claims. They shall do this whenever the gain from reporting a claim does not compensate the impact of the class level downgrade on the future premia.

A loss reporting strategy for a driver is hereby given by a collection of thresholds d_s , associated to any class s . Let \mathcal{A} denote the collection of such strategies, i.e.

$$\mathcal{A} := \{(d_s)_{s \in \mathcal{S}} \text{ , with } d_s \geq 0 \text{ , for any } s \in \mathcal{S}\} \text{ ,}$$

where \mathcal{S} denotes the collection of class levels. A driver will decide to report a claim while in class s , if and only if the severity of the claim ℓ exceeds the threshold d_s , i.e. if and only if $\ell > d_s$.

The choice of the reporting strategy $d \in \mathcal{A}$ for the driver has an important impact on the trajectory of his associated class level Markov chain, that we denote $(S_t^d)_t$. This can be precisely quantified, as the reporting strategy directly impacts the transition probabilities of the class level Markov chain S^d . Let indeed denote by π_s^d the probability to report a loss (that indeed occurred) for a driver in class $s \in \mathcal{S}$, whenever he follows a reporting strategy $d \in \mathcal{A}$. Then, π^d is given by

$$\pi_s^d := \mathbb{P}[L > d_s] \text{ , } s \in \mathcal{S} \text{ , } d \in \mathcal{A} \text{ ,}$$

where L is the level of the random loss. Focusing again on the classical 3-classes Bonus Malus scheme described above, the transition matrix of the class level Markov chain is modified in the following way

$$M^d = \begin{pmatrix} p + (1-p)(1-\pi_1^d) & (1-p)\pi_1^d & 0 \\ p + (1-p)(1-\pi_2^d) & 0 & (1-p)\pi_2^d \\ 0 & p + (1-p)(1-\pi_3^d) & (1-p)\pi_3^d \end{pmatrix} \text{ , } d \in \mathcal{A} \text{ .}$$

In order to interpret this matrix, focus for the example on the first entry of the matrix M^d . The probability to remain in class 1 for a driver in class 1, is the sum of two disjoint probabilities: the one of not facing a claim equal to p , and the one of having a loss and not reporting it, i.e. $(1-p)(1-\pi_1^d)$.

Since the transition probabilities of the Markov Chain are affected, the stationary distribution of driver within class will automatically also be modified. For instance, in the 3 classes Bonus Malus scheme of interest, we obtain the corresponding stationnary repartition within classes, for any given $d \in \mathcal{A}$:

$$\mu^d \propto \left(\kappa + (1-\pi_2^d) ; \pi_1^d ; \frac{\pi_1^d \pi_2^d}{\kappa + (1-\pi_3^d)} \right)^T \text{ .}$$

The reporting strategy of agents of course has a huge impact on the business model of the insurer as the new average premium rewrites

$$\bar{P}^d = K^d \left((\kappa + (1-\pi_2^d))P_1 + \pi_1^d P_2 + \frac{\pi_1^d \pi_2^d}{\kappa + (1-\pi_3^d)} P_3 \right) \text{ , } d \in \mathcal{A} \text{ ,}$$

where the renormalizing constant K^d is given by

$$K^d := \frac{\kappa + (1-\pi_3^d)}{(\kappa + (1-\pi_2^d + \pi_1^d))(\kappa + (1-\pi_3^d)) + \pi_1^d \pi_2^d} \text{ , } d \in \mathcal{A} \text{ .}$$

A numerical application, to illustrate those quantities, is detailed in section 4.

2.3. Towards an optimal claim reporting strategy. Now that the impact of the claim reporting strategy of the drivers has been clearly established and quantified from the insurer point of view, let's turn to the search of the optimal reporting strategy for drivers.

We assume that all the drivers are rational and risk-neutral. Their objective is to minimize the global cost of the insurance policy, which is characterized by the combination of all premia and non reported losses. These expenses are reported up to a chosen fixed time horizon T , which may be considered to be $+\infty$, in particular if r is large. For ease of presentation, we do not consider here the addition of a deductible payment, but this question will be discussed in Section 5 below.

The discounting rate of the representative driver is denoted by r and we recall that the class-level Markov chain associated to reporting strategy $d \in \mathcal{A}$ is denoted S^d . Hence, starting at time 0 in a class level s , the representative driver needs to solve at time 0 the following stochastic control problem

$$(2) \quad V_0(s) = \inf_{d \in \mathcal{A}} \mathbb{E} \left[\sum_{t=0}^T \frac{1}{(1+r)^t} \left(P_{S_t^d} + \frac{1}{1+r} L_t \mathbf{1}_{L_t \leq d_{S_t^d}} \right) \middle| S_0^d = s \right],$$

where L_t denotes the loss occurred on the year t , which is simply valued 0 whenever no claim happens on this period, and is only reported whenever it exceeds the chosen threshold strategy $(d_s)_s$. We assume that the premia are paid at the beginning of each period, whereas the unreported losses are due at the end of the period.

The purpose of the next section is the resolution of this control problem and the numerical derivation of the corresponding optimal reporting strategy d^* .

3. DERIVATION OF THE OPTIMAL LOSS REPORTING STRATEGY

3.1. A dynamic programming approach. In order to solve the control problem (2), the easiest way is to focus on its dynamic version and to introduce the value function at any date $t = 0, \dots, T$ given by

$$(3) \quad V_t(s) = \inf_{d \in \mathcal{A}} \mathbb{E} \left[\sum_{k=t}^T \frac{1}{(1+r)^{k-t}} \left(P_{S_k^d} + \frac{L_k \mathbf{1}_{L_k \leq d_{S_k^d}}}{1+r} \right) \middle| S_t^d = s \right], \quad t = 0, \dots, T.$$

In order to characterize the value function V , let focus on one arbitrary interval $[t, t+1]$ and suppose that a driver starts in class $s \in \mathcal{S}$ at time t . We denote by \underline{s} the new class in case of upgrade (i.e. no loss reported) and \bar{s} the new class in case of downgrade. In order to decide whether he should or not report the claim, the economically rational driver will compare $V_{t+1}(\bar{s})$ and $V_{t+1}(\underline{s})$. He should report the claim if and only if the difference between the value functions exceeds the loss (which is also paid at time $t+1$). This gives rise to the so-called *implied deductible* optimal strategy $(d_s^*)_{s \in \mathcal{S}}$ and the associated probability of reporting a claim $(\pi_s^*)_{s \in \mathcal{S}}$, where

$$d_s^* := V_{t+1}(\bar{s}) - V_{t+1}(s) \quad \text{and} \quad \pi_s^* = \mathbb{P}[L \geq d_s^*], \quad s \in \mathcal{S}.$$

On the time interval $[t, t+1]$, the driver may or not encounter a claim, and then may choose to report it or not, depending on his threshold reporting strategy d^* . This gives rise to the following representation of the value function at time t in terms of the value function at time $t+1$.

Lemma 3.1. *The value function of the driver is given by $V_T(s) = P_s$ together with*

$$V_t(s) = \underbrace{(1-p) \cdot \pi_s \cdot \frac{V_{t+1}(\bar{s})}{1+r}}_{(1)} + \underbrace{p \cdot \frac{V_{t+1}(\underline{s})}{1+r}}_{(2)} + \underbrace{(1-p)(1-\pi_s) \cdot \left(\mathbb{E}[L|L \leq d_s^*] + \frac{V_{t+1}(\underline{s})}{1+r} \right)}_{(3)} + \underbrace{P_s}_{(4)},$$

for $t < T$. The first part (1) is the probability to get a loss, and to claim it, with probability π_s^* , and downgrade to class \bar{s} ; the second part (2) is the probability to get no loss and to upgrade to class \underline{s} ; the third part (3) is the probability to get a loss and not to claim it. The expected loss is then $\mathbb{E}[L|L \leq d_s^*]$ where d_s^* is the implied deductible. And as discussed above

$$d_s^* = V_{t+1}(\bar{s}) - V_{t+1}(\underline{s})$$

The last part (4) is the premium paid at time t .

Proof. At terminal date T , it is always optimal to report a claim as upgrading or downgrading classes is not important anymore. Hence, a driver always reports a claim, leading to the enhanced terminal condition V_T . The expression relating V_t and V_{t+1} follows from the application of a dynamic programming principle in its simplest form. It indeed suffices to study separately the 3 different cases. If a claim does not occur (with probability p), the driver is upgraded to \underline{s} and we obtain

$$p \cdot \frac{V_{t+1}(\underline{s})}{1+r}.$$

If a claim occurs with probability $(1-p)$ and the driver chooses to report it, because it is too large, i.e. with probability π_s^* , he faces no immediate cost but is downgraded to level \bar{s} . This gives rise to the term

$$(1-p) \cdot \pi_s \cdot \frac{V_{t+1}(\bar{s})}{1+r}$$

Finally, the term (3) follows from the occurrence of a loss L which is too small to be claimed. This happens with probability $(1-p)(1-\pi_s)$. Then, the driver pays the loss and is upgraded to \underline{s} . Hence we obtain

$$(1-p)(1-\pi_s) \cdot \left(\mathbb{E}[L|L \leq d_s^*] + \frac{V_{t+1}(\underline{s})}{1+r} \right)$$

□

□

Recall that the *implied deductible* d^* is defined in terms of the value function V itself. Hence, the characterization of V is not complete yet. Besides, the attentive reader would have noticed that the implied deductible d^* depends on time in its current form, since it defines at any time t in terms of the difference between the value functions at time $t+1$. In order to bypass this issue, one simply needs to focus on the stationary version of this problem, for which $T = \infty$. In this case, the value function does not depend on time anymore and neither does the implied deductible d^* . We simply denote by V the stationary value function associated to the infinite horizon valuation problem. We deduce the following characterization of V .

Proposition 3.2. *In a stationary framework, the value function of the driver is given by*

$$\begin{aligned} V(s) &= (1-p) \cdot [1 - F(V(\bar{s}) - V(\underline{s}))] \cdot \frac{V(\bar{s}) - V(\underline{s})}{1+r} \\ &+ \frac{V(\underline{s})}{1+r} + P_s + (1-p) \cdot F(V(\bar{s}) - V(\underline{s})) \cdot G(V(\bar{s}) - V(\underline{s})), \end{aligned}$$

for any $s \in \mathcal{S}$, where F is the cumulative distribution function of the loss L and

$$G : d \mapsto \mathbb{E}[L|L \leq d].$$

Proof. For any horizon T , the value function of the driver satisfies

$$V_t(s) \leq \left(\|P\|_\infty + \frac{\mu}{1+r} \right) \sum_{k=0}^{\infty} \frac{1}{(1+r)^k} = (1+r)\|P\|_\infty + \frac{\mu}{r},$$

since this upper bound corresponds to the case where the driver is always paying the highest premium, while never reporting any claim. Besides, the value function of the driver is obviously increasing with the maturity T , so that it converges as T goes to $+\infty$. Then, the value function $(V_t)_t$ enters a stationary framework so that, at the limit, V_t does not depend on time anymore.

Recalling the expression of $(d_s^*)_{s \in \mathcal{S}}$ and recalling that $\pi_s^* = 1 - F(d_s^*)$, a direct reformulation of the expression presented in Lemma 3.1 provides the announced result. □ □

3.2. Numerical Resolution. Observe that equations obtained in Proposition 3.2 yield a nonlinear system of $|\mathcal{S}|$ equations. It may rewrite in the form $\mathbf{V} = H(\mathbf{V})$, where \mathbf{V} is the collection of the $(V(s))_{s \in \mathcal{S}}$. A solution - defined as an optimal strategy - is a fixed point of that system of equations.

In order to obtain a fixed point for such system, we consider some starting values $\mathbf{V}_{(0)} = (V_{(s)})_{s \in \mathcal{S}}$ and set, at step $i + 1$, $\mathbf{V}_{(i+1)} = H(\mathbf{V}_{(i)})$, i.e. $\mathbf{V}_{(i+1)}$ is the solution of the linear system

$$\begin{aligned} V_{(i+1)}(s) &= (1-p) \cdot [1 - F(V_{(i)}(\bar{s}) - V_{(i)}(\underline{s}))] \cdot \frac{V_{(i)}(\bar{s}) - V_{(i)}(\underline{s})}{1+r} \\ &+ \frac{V_{(i)}(\underline{s})}{1+r} + P_s + (1-p) \cdot F(V_{(i)}(\bar{s}) - V_{(i)}(\underline{s})) \cdot G(V_{(i)}(\bar{s}) - V_{(i)}(\underline{s})), \end{aligned}$$

Starting values can for example be the myopic ones obtained as discussed in Section 1.3,

$$V_{(0)}(s) = \sum_{k=1}^{\infty} \frac{P_{\max\{s-k, 1\}}}{(1+r)^k},$$

where, starting from class s , we assume that no claims are reported in the future.

Proposition 3.3. *The sequence of value functions $(V_{(n)})_{n \in \mathbb{N}}$ constructed by the above algorithm converges to the stationary value function V of the driver, as described in Proposition 3.2.*

Proof. Observe that the algorithm presented above is built in such a way that the n^{th} value function $V_{(n)}$ has a nice re-interpretation in terms of solution to a stochastic control problem.

Fix $n \in \mathbb{N}$. Consider a driver with horizon $T = n$ and trying to solve

$$\bar{V}_0^n(s) := \inf_{d \in \mathcal{A}} \mathbb{E} \left[\sum_{k=0}^{n-1} \frac{1}{(1+r)^k} \left(P_{S_k^d} + \frac{L_k \mathbf{1}_{L_k \geq d_{S_k^d}}}{1+r} \right) + V_{(0)}(S_n^d) | S_0^d = s \right], \quad s \in \mathcal{S}.$$

Then, according to Lemma 3.1 and the constructing algorithm for $V_{(n)}$, the value function \bar{V}_0^n at time 0 exactly coincides with $V_{(n)}$. Besides, following the same reasoning as in Proposition 3.2, \bar{V}_0^n converges to the stationary limit V as n goes to infinity, since the horizon hereby converges to infinity and the terminal condition $V_{(0)}$ has no impact on the limit. Therefore, the algorithm produces a sequence of functions $(V_{(n)})_{n \in \mathbb{N}}$ which converges to the stationary limit V of interest. \square

3.3. Reformulation of the algorithm for some parametric loss distributions. In order to provide a numerical illustration of the algorithm, an important quantity that we need to compute is $G(V(\bar{s}) - V(\underline{s}))$, based on the loss distribution. For convenience, let us consider some (standard) parametric loss distribution. Recall that for numerical applications, $\mu = \mathbb{E}(L) = \bar{P}/(1-p)$.

If L has an exponential distribution with mean μ , the cumulative density function F is given by $F(\ell) = 1 - e^{-\ell/\mu}$ when $\ell > 0$. In that case, we compute

$$G : d \mapsto \mu - \frac{d \cdot e^{-d/\mu}}{1 - e^{-d/\mu}}.$$

If L has a Gamma distribution with shape parameter α and β , then its average is valued $\mu = \alpha\beta$, and its density is given by

$$f : x \mapsto \frac{x^{\alpha-1}}{\Gamma(\alpha)\beta^\alpha} e^{-\frac{x}{\beta}}.$$

In that case, we can compute

$$\begin{aligned} \mathbb{E}[X \mathbf{1}_{X < d}] &= \int_0^d \frac{x^\alpha}{\Gamma(\alpha)\beta^\alpha} e^{-\frac{x}{\beta}} dx = \frac{\beta d^\alpha}{\Gamma(\alpha)\beta^\alpha} e^{-\frac{d}{\beta}} + \int_0^d \frac{\alpha\beta}{\Gamma(\alpha)\beta^\alpha} x^{\alpha-1} e^{-\frac{x}{\beta}} dx \\ &= \frac{\beta^{1-\alpha} d^\alpha}{\Gamma(\alpha)} e^{-\frac{d}{\beta}} + \alpha\beta F(d). \end{aligned}$$

And we deduce from the expression of the cumulative density function F that

$$G : d \mapsto \frac{\beta^{1-\alpha} d^\alpha}{\Gamma(\alpha, d/\beta)} e^{-\frac{d}{\beta}} + \alpha\beta.$$

where $\Gamma : (a, z) \mapsto \int_0^z t^{a-1} e^{-t} dt$.

4. ILLUSTRATION ON THE ‘SPANISH BONUS-MALUS’ SYSTEM

In order to provide a realistic illustration of our methodology, we consider the ‘Spanish Bonus-Malus’ scheme, as described in [9], Appendix B-18. In this scheme, each driver is highly penalized in case of reported claims as they automatically downgrade to the worst possible class, independently of their current premium. This is summarized in the following transition rules table:

Class	Premium	Class After 0 Claim	Class After 1 Claim
5	100	4	5
4	100	3	5
3	90	2	5
2	80	1	5
1	70	1	5

TABLE 2. Transition rules for the ‘Spanish Bonus-Malus’ scheme.

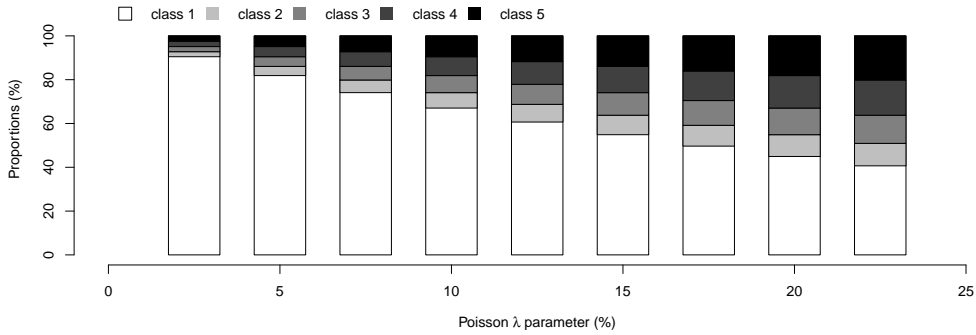
Therefore, the associated transition matrix is given by

$$M = \begin{pmatrix} p & 0 & 0 & 0 & 1-p \\ p & 0 & 0 & 0 & 1-p \\ 0 & p & 0 & 0 & 1-p \\ 0 & 0 & p & 0 & 1-p \\ 0 & 0 & 0 & p & 1-p \end{pmatrix}$$

where p denotes the probability to have no-claim over a year. The associated Markov chain has a (unique) invariant probability measure μ that can be obtained numerically. For instance, when claims occurrence is driven by an homogeneous Poisson process, with intensity $\lambda = 0.08$, we compute $p = 92.6\%$ and the stationary measure whenever every driver reports his claims is given by

$$(0.735 \quad 0.059 \quad 0.063 \quad 0.069 \quad 0.074) .$$

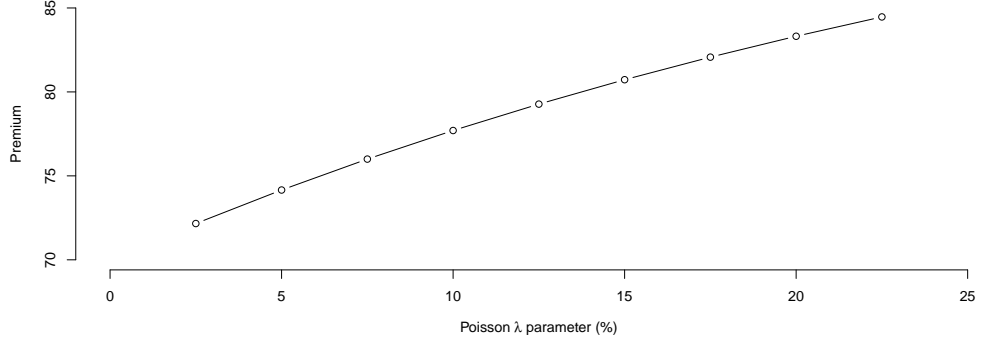
Based on the premiums given in Table 2, this leads to a stationary average premium $\bar{P} = 76.13$.

FIGURE 2. Invariant probability measure, as a function of λ , with $p = e^{-\lambda}$.

The stationary distribution of the drivers together with the evolution of \bar{P} , for different choices of λ are respectively given in Figure 2 and Figure 3. As expected, for higher values of λ , more drivers are present in higher order classes. On the contrary, for $\lambda = 0.04$, we even have more than 90% of the population in the best class, numbered 1. Similarly, the level of the average stationary premium \bar{P} increases with λ , as shown on Figure 3.

Recall that, in order to enforce the actuarial equilibrium, we chose for numerical applications to pick the average level of loss amount μ as

$$\mu = \mathbb{E}(L) = \bar{P}/(1-p) .$$

FIGURE 3. Asymptotic premium \bar{P} , as a function of λ , with $p = e^{-\lambda}$.

Hence, from λ and \bar{P} , we can derive μ , as well as the function G , and apply our numerical algorithm in order to compute the stationary value function associated to each class as well as the optimal reporting strategy, characterized by the implied deductible d^* .

In Table 3, $V_{(0)}$ is the discounted value of future premiums under the naive assumption that no claims will occur in the future. V_∞ is the stationary discounted value of future premium when the optimal strategy is considered. d^* is the implied deductible, and $\mathbb{P}(L \leq d^*)$ is the probability to declare no loss. Here $\mu = 993$ and future values are discounted with a 5% interest rate.

Class	$V_{(0)}$	V_∞	d^*	$\mathbb{P}(L \leq d^*)$
1	1481	1553	84	8.1%
2	1455	1527	84	8.1%
3	1428	1499	74	7.2%
4	1410	1480	54	5.3%
5	1400	1470	27	2.6%

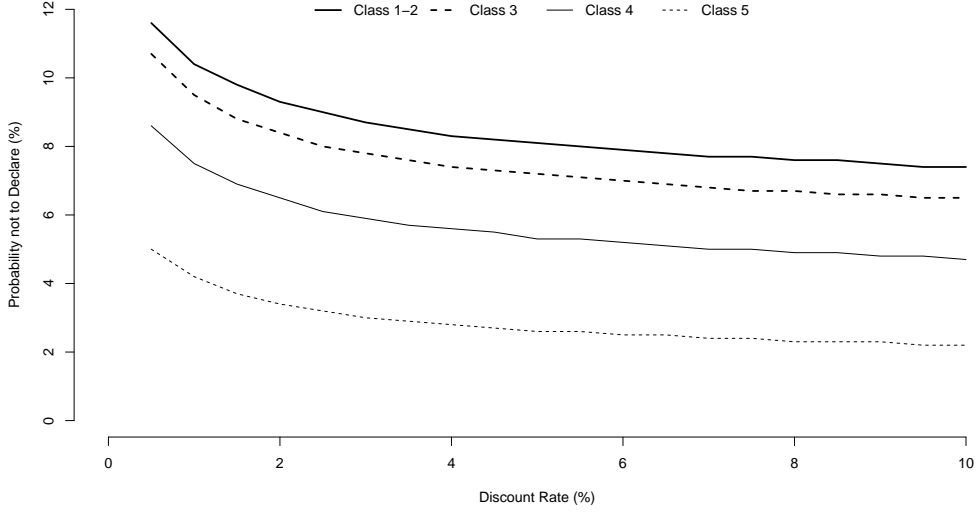
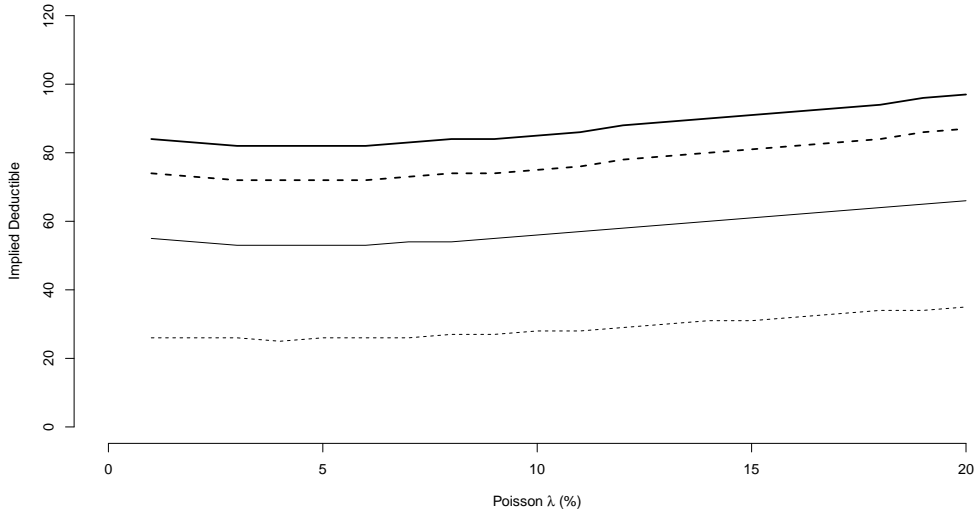
TABLE 3. Impact of the optimal reporting strategy, Exponential losses, $\lambda = 8\%$ and $r = 5\%$.

Observe that the deductible d_s^* is increasing with the class level $s \in \mathcal{S}$, as well as the premium. A driver with a high premium will be more likely to declare any loss, while a driver with a low premium will try to keep his (good) bonus and will avoid declaring losses on purpose.

The evolution of d_s^* as a function of the discount rate r , when $\lambda = 8\%$ and for exponentially distributed losses can be visualized on Figure 4. As the interest rate increases, the rational driver will minimize the impact of a reported claim on his future costs, so that he will be eager to declare more claims, even with smaller levels. Indeed, we observe that the implied deductible $d^*(s)$ is a decreasing function of r , for any class level $s \in \mathcal{S}$.

The evolution of d_s^* as a function of the claims frequency intensity λ , when $r = 5\%$ and claim severity is exponentially distributed can be visualized on Figure 5. The minimal level for claim reporting slowly increases with the frequency λ of the claims.

Whenever the interest rate r is fixed at 5% and the frequency of claims is fixed by $\lambda = 8\%$, Figure 6 shows the evolution of d_s^* as a function of the coefficient of variation of losses, $\sqrt{\text{Var}[X]}/\mathbb{E}[X]$, for Gamma distributed losses. We observe that high and low variance factors lead to higher deductible levels, meaning that a too small or too large uncertainty on the possible level of claim, provides incitations for the driver not to declare losses of small level.

FIGURE 4. Value of the Deductibles, d_s^* as a function of r .FIGURE 5. Value of the Deductibles, d_s^* as a function of λ .

5. POSSIBLE EXTENSIONS

The model considered so far has on purpose been chosen in its simplest form in order to emphasize the effect of a rationally optimal claim reporting strategy. We now discuss several extension possibilities, which can be encompassed in our framework of study.

5.1. Addition of Deductibles. In order for the model to be more realistic, one should take into account that any driver also has to pay a deductible, whenever a claim is reported, see e.g. [12]. The level of deductible D depends on the current class level s and will be denoted D_s . In such a case, the optimization problem of the agent is replaced by

$$V_0(s) = \inf_{d \in \mathcal{A}} \mathbb{E} \left[\sum_{t=0}^T \frac{1}{(1+r)^t} \left(P_{S_t^d} + \frac{1}{1+r} D_{S_t^d} \mathbf{1}_{L_t > d_{S_t^d}} + \frac{1}{1+r} L_t \mathbf{1}_{L_t \leq d_{S_t^d}} \right) \middle| S_0^d = s \right],$$

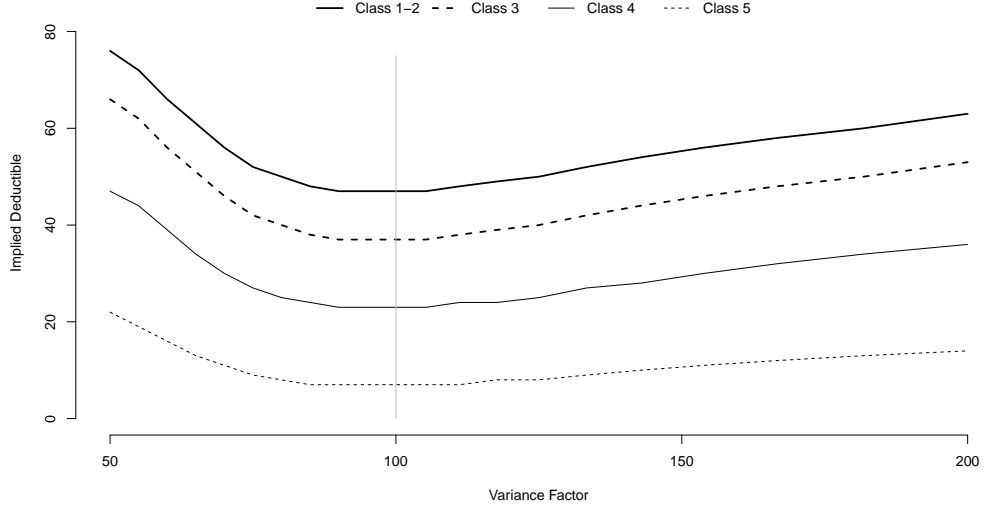


FIGURE 6. Implied deductible d^* as a function of the variance of losses.

where the extra term takes into account that one should pay the deductible $D_{S_t^d}$ whenever a claim is reported at time t .

This new formulation gives rise to an optimal strategy which takes the similar form as the one obtained in the no-deductible case:

$$d_s^* = V_{t+1}(\bar{s}) - V_{t+1}(\underline{s}) ,$$

the only difference relying on the previous modification of the definition of the value function. The characterization for the solution presented in Proposition 3.2 as well as the approximating algorithm considered in Section 3.2 can be adapted to this setting in a straightforward manner.

5.2. Consideration of risk averse drivers. In the previous setting, the representative driver is considered to be risk neutral, namely he is neither afraid nor eager to take some risk. The rational behavior of the driver may also be represented using a utility function characterizing his choices under uncertainty. In this framework, the new optimization problem of the agent is given by

$$V_0(s) = \inf_{d \in \mathcal{A}} \mathbb{E} \left[\sum_{t=0}^T \frac{1}{(1+r)^t} U \left(P_{S_t^d} + \frac{1}{1+r} L_t \mathbf{1}_{L_t \leq d_{S_t^d}} \right) \middle| S_0^d = s \right] ,$$

where U is the chosen risk adverse utility function of the agent. In such a case, once again, the implied deductible is characterized in a similar fashion and only the computation scheme for the value function is modified. Nevertheless, the dynamic programming principal allows us once again to characterize the value function of the agent as the solution to a non linear system of equations. The only difference is that each payment is computed via its utility value instead of solely its monetary one.

5.3. Consideration of heterogeneous agents. A tempting extension is to try to incorporate heterogeneity in the driver economic behavior. It is quite classical to consider that drivers may have different probabilities of claim occurrence and severity but less in the actuarial literature to incorporate different economic behavior for agents. In our framework, we could consider a collection of driver types $x \in \mathcal{X}$, so that each type x of driver is characterized by its own utility function U_x together with his interest rate r_x . In such a case, a driver of type x will solve the problem

$$V_0(s) = \inf_{d \in \mathcal{A}} \mathbb{E} \left[\sum_{t=0}^T \frac{1}{(1+r_x)^t} U_x \left(P_{S_t^d} + \frac{1}{1+r} L_t \mathbf{1}_{L_t \leq d_{S_t^d}} \right) \middle| S_0^d = s \right] .$$

Hence, one can solve these problems separately of any $x \in \mathcal{X}$ and deduce the corresponding collection of implied deductibles $(d_s^*(x))_{s \in \mathcal{S}, x \in \mathcal{X}}$. Then, one can directly compute the corresponding stationary distribution $(\nu_s^x)_{s \in \mathcal{S}}$ associated to any class $x \in \mathcal{X}$. Hence, the average premium should be derived by aggregating all the driver types and computing

$$\bar{P} = \int_{x \in \mathcal{X}} \sum_{s \in \mathcal{S}} P_s \nu_s^x(s) f(x) dx ,$$

where f represents the density function of the types in the population.

6. CONCLUSION

We have seen in this paper how hunger for bonus can be incorporated in order to obtain the ‘true’ transition matrix for class levels, not only based on claims occurrence, but considering the probability to report losses. The dynamic programming problem does not have simple and explicit solutions, but a simple numerical algorithms can be used in order to approximate the solution. We have observed the impact of the hunger bonus in the context of a simplistic bonus-malus scheme, but it can be extended easily to more complex ones, as discussed in particular in Section 5. The most difficult remaining task is clearly to obtain the extension to the case where the bonus-malus scheme takes into account the number of reported claims within a period. A way to solve it is to assume that the driver waits until the date of renewal, to decide how many losses are reported (and which ones), but if equations can be explicitly written (and solved), this approach is not realistic. This is clearly a difficult task for future research.

We chose in this paper not to consider the ex post or ex-ante moral hazard topics associated to the design of optimal insurance policy. The main reason is that, as long as the bonus malus policy is clearly announced in advance by the insurance company, the rational driver should not have any reason to dissimulate his driving skills, other than the economic one presented above. Finally, our model lacks realism since we assume that any driver is rational, able to take economic decisions as the one described above, and only wishes to make his claim reporting on based on solely economic reasoning, instead of e.g. more ethical ones. A natural extension of for such study would be to consider a chosen distribution of ‘rationally reporting’ type of drivers in the population. Finally, the most difficult part is probably that λ is usually unknown by drivers, and this (possibly heterogeneous) ambiguity will induce an additional bias

REFERENCES

- [1] Braun, M., Fader, P.S., Bradlow, E.T. & Kunreuther, H. (2006). Modeling the ‘pseudo-deductible’ in insurance claims decisions. *Management Science*, **52**, 1258–1272.
- [2] Chappell, D. & Norman, J.M. (2003). Optimal, near-optimal and rule-of-thumb claiming rules for a protected bonus vehicle insurance policy. *European Journal of Operational Research* **41**, 151–156.
- [3] De Pril, M. (1979). Optimal claim decisions for a bonus-malus system: A continuous approach. *ASTIN Bulletin*, **10**, 215–222.
- [4] Franckx E. (1960). Théorie du bonus, *ASTIN Bulletin*, **3**, 113–122.
- [5] Haehling von Lanzenauer, C. (1974). Optimal claim decisions by policy holders in automobile insurance with merit rating structures. *Operations Research*, **22**, 979–990.
- [6] Hey J. (1985). No Claim Bonus, *Geneva Papers on Risks and Insurance*, **10**, 209–228.
- [7] Lemaire, J. (1977). La soif du bonus. *ASTIN Bulletin*, **9**, 181–190.
- [8] Lemaire, J. (1994). A comparative analysis of 30 bonus-malus systems. *ASTIN Bulletin*, **24**, 287–309.
- [9] Lemaire, J. (1995). Automobile Insurance: Actuarial Models. Kluwer-Nijhoff. Boston, MA.
- [10] Lemaire, J. (1995). Bonus-Malus Systems in Automobile Insurance, Kluwer,
- [11] Lemaire, J. (1998). Bonus-Malus Systems, North American Actuarial Journal, **2**, 26–38.
- [12] Zachs, S. & Levikson, B. (2004). Claiming Strategies and Premium Levels for Bonus Malus Systems. *Scandinavian Actuarial Journal*, **2004**, 14–27.